

Foundation Programme
in Literacy, Numeracy and Skills
(FPLNS)


اردو

URDU

GRADE 7

Educator's Resource Book

MAHATMA GANDHI INSTITUTE
under the aegis of
MINISTRY OF EDUCATION AND HUMAN RESOURCE
Republic of Mauritius



Foundation Programme
in Literacy, Numeracy and Skills
(FPLNS)

اردو

URDU

GRADE 7

Educator's Resource Book

MAHATMA GANDHI INSTITUTE
under the aegis of
MINISTRY OF EDUCATION AND HUMAN RESOURCE
Republic of Mauritius

2026

ACKNOWLEDGEMENT

OVERALL COORDINATOR

Mr Gangadharsing SOOKLALL

Senior Lecturer, Head,
School of Indian Studies

COORDINATOR

Dr (Mrs) Bibi Zainaub JOOMUN

Senior Lecturer,
Department of Urdu Studies,
School of Indian Studies

PANEL MEMBERS

Mr Sameer ABDOOL

Educator (Secondary)

Mrs Bibi Hooriyya Binti DURBARRY

Educator (Secondary)

Mrs Amnah Umme Tasneem MUDHOO

Educator (Secondary)

CENTRE FOR QUALITY ASSURANCE AND TEAM

Dr Vedika M. HURDOYAL-CHEKHORI

Associate Professor & Head,
Centre for Quality Assurance

Dr Asuf Ali Adil

Senior Lecturer,

ALLYMAMOD

Department of Urdu Studies

Mrs N GOPAUL

Senior Lecturer & Head

Department of Sculpture

Mrs Brinda HURNAUTH RAMNARAIN

Educator English,

MGISS

GRAPHIC DESIGN TEAM

Mr Keshrajsingh LOKHUN

Ms Bibi Farhana MOOLKEEA

Ms Girvanee Suraksha HOSANEE

Ms Raheesah Mahomed Osman BEEHARRY

Mr Girish NEEDHOO

Mrs Vaneeta JATOOA-GHOORBIN

Mrs Aruna DALLIAH JOOTUN

Ms Nivedita RAMLOWAT

2026

ISBN 978-99993-986-5-7

Foreword

It gives me great pleasure to present this series of Educator's Guidelines and Student's Workbooks developed by the Mahatma Gandhi Institute under the Foundation Programme in Literacy, Numeracy and Skills (FPLNS). These publications reflect our sustained commitment to strengthening foundational education while promoting the linguistic and cultural heritage that forms an essential part of the Mauritian identity.

The FPLNS constitutes a major national initiative aimed at consolidating core competencies and equipping Grade 7-9 FPLNS learners with essential skills for meaningful participation in society. Within this framework, the inclusion of Asian Languages (Hindi, Urdu, Tamil, Telugu, Marathi, and Modern Chinese) together with the Performing Arts subjects of Indian Music (Vocal and Instrumental) and Indian Dance, reaffirms the importance of culturally grounded and holistic learning. Asian Languages and the Performing Arts serve not only as academic disciplines, but also as vital instruments for communication, creativity, and identity formation.

The Mahatma Gandhi Institute has, for over five decades, served as a centre of excellence in the promotion of Asian languages, culture, and the performing arts in Mauritius. These materials are the result of our continuous scholarly engagement, pedagogical innovation, and collaborative effort among subject specialists, educators, and curriculum designers dedicated to meeting the evolving needs of our learners.

These resources have been carefully designed to align with the competency-based orientation of the FPLNS. They seek not only to enhance linguistic proficiency and artistic skills, but also to foster values of discipline, perseverance, intercultural understanding, and respect for diversity. In doing so, they reflect the broader educational philosophy that learning must cultivate both intellectual growth and ethical citizenship.

I wish to place on record my sincere appreciation to all contributors who have worked diligently on this project. It is my firm belief that these Educator's Guidelines and Student's Workbooks will serve as effective instruments in nurturing confident, competent, and culturally rooted learners, thereby advancing the national vision of inclusive and holistic education.

Director

Mahatma Gandhi Institute

Preface

The inclusion of Asian Languages (AL) - Hindi, Urdu, Tamil, Telugu, Marathi, and Modern Chinese - in the Foundation Programme in Literacy, Numeracy, and Skills (FPLNS), perpetuates the national educational philosophy of sustaining and promoting these languages as essential components of the students' functional language repertoire as citizens of multicultural and multilingual Mauritius. Moreover, considering their rising international prominence, basic communication skills in these languages will also be an important asset for the students in an increasingly globalised workplace, both on the island and abroad.

The Teaching and Learning Syllabus (TLS) for each Asian language percolates from the overarching FPLNS philosophy and adopts a competency-based approach to language learning with focus on development of functional communication skills. This philosophy embraces a learner-centered methodology that values learner diversity in terms of backgrounds, preferences, needs and motivations. These objectives and methodology have been translated into a set of complementary resources comprising an Educator's Guidelines and a dedicated Student's Workbook for each grade designed to support students in successfully completing of the FPLNS.

The Student Workbooks for each grade consist of seven thematic units enabling students to develop basic vocabulary and communication skills in functional areas related to their immediate environment, nature, music and entertainment, celebrations and festivals, as well as ethics and values. The same themes have been used across the three grades, enabling students to scaffold their learning by building on previously acquired vocabulary and skills in alignment with the TLS. The Grade 7 workbook proposes a series of engaging activities grounded in real-life contexts related to topics such as 'Know Myself', 'My School', 'Weather', 'Domestic Animals', 'Musical Instruments', 'Birthday Celebration', and 'Basic Ethics' which will be covered across the school year.

The panel's primary goal has been to guide and support the development of competencies in areas such as listening with understanding, speaking with confidence, reading with comprehension, writing independently, and using ICT to support learning in Asian Languages. Fellow Educators will appreciate that each unit includes clearly defined learning outcomes, a variety of engaging activities, and proposed additional ones. A diverse range of exercises has been designed to cater to different competencies and learning styles. Assessment guidelines have been provided and supplementary support including links to digital learning resources have been suggested for out-of-the-box skills consolidation endeavours.

The panel's suggestions for the implementing the learning activities are presented as conversations with the educators in their guidelines. While these demonstrate the humble efforts by the panel, the latter relies on the deep understanding of the on-site teacher's appreciation and judgement to adapt and innovate, ensuring alignment with the needs of each individual learner in the classroom.

We wish to thank the Ministry of Education and Human Resource especially the core FPLNS technical team for their guidance. We extend our gratitude to the MIE FPLNS team for the consultations. Special mention for all AL (Asian Languages) panel members, graphic artist team, vetters, administrative support team and the management of the Mahatma Gandhi Institute for the dedicated efforts and support in the materialisation of the project.

The Asian Languages Coordinators' Team

Table of content

Theme 1: Me : Know Myself. 1 - 16

Theme 2: My Immediate Environment: My School .. 17 - 30

Theme 3: Nature and Environment: Weather. 31 - 42

Theme 4: Animals and Birds: Domestic Animals 43 - 57

**Theme 5: Music and Entertainment : Musical Instruments ..
..... 58 - 80**

**Theme 6: Celebrations and Festivals: Birthday Celebration
..... 81 - 102**

Theme 7: Ethics and Values : Basic Ethics 103 - 118

Theme 1: Me Know Myself Activities

Activity 1: Listen and repeat.

Activity 2: Read and repeat the vocabulary words

Activity 3: Draw and label your family tree.

Activity 4: Draw/paste your picture and speak about yourself.

Activity 5: Spell and read aloud.

Activity 6: Matching.

Activity 7: Read and match the sentences.

Activity 8: Read and label the body parts.

Activity 9: Introduce yourself.

Guide to Educators

Learning Outcomes

- Recognise words related to self.
- Name the days of the week and the different body parts.
- Read words and sentences with correct pronunciation.
- Speak about themselves with confidence.

Activities

- Listen and repeat.
- Read and repeat the vocabulary words.
- Draw and label your family tree.
- Draw/paste your picture and speak about yourself.
- Spell and read aloud.
- Matching.
- Read and match the sentences.
- Read and label the body parts.
- Introduce yourself.

Other Proposed Activities

- My handprint activity (Trace your hand on paper and on each finger write something about yourself).
- Identity collage (Cut pictures of the things you like from the magazine and paste them to create a collage called 'This is me').
- Guess who. (The students write 3 unique facts about themselves on a card. Other guess who it is.)

Additional Resources

- Alphabet/letter charts.
- Flashcards with images.
- Audios and videos.
- Glue and scissors.

Portfolio Assessment

- Skills-based assessments.

Activity 1: Listen and repeat.

Listening and Reading Activities:

- The Educator reads and explains the poem.
- The students sing or recite the poem repeatedly.

نظم

میں ایک اچھا بچہ ہوں
میں ایک اچھا بچہ ہوں
لکھتا ہوں اور پڑھتا ہوں
کلمہ نبیؐ کا پڑھتا ہوں
آگے ہی آگے بڑھتا ہوں
سچی باتیں کرتا ہوں
صرف خدا سے ڈرتا ہوں
رب کی عبادت کرتا ہوں
اُس کا ہی دم بھرتا ہوں

The Educator may access the audio-visual version of poems through this link:

<https://youtu.be/aMVoIPBghiQ?si=vBJRtmxIHf8TQHZN>

Activity 2: Read and repeat the vocabulary words.

Reading and Writing Activities:

The Educator:

- reads and explains the words with emphasis on the letters.
- helps the students to read with proper pronunciation.


ن+ا+م	=	نام
پ+ت+ه	=	پتہ
و+ا+ل+د+ی+ن	=	والدین
خ+ا+ن+د+ا+ن	=	خاندان
گ+ھ+ر	=	گھر
ا+س+ک+و+ل	=	اسکول
گ+ا+و+ا+ں	=	گاؤں
ش+ہ+ر	=	شہر
م+ل+ک	=	ملک

Activity 3: Draw and label your family tree.

Reading and Writing Activities:

With the help of the Educator, the students:

- study and read the provided family tree.
- draw and label their family tree.



Draw and label your family tree here.



یہاں اپنا خاندانی شجرہ بنائیے

Activity 4: Draw/paste your picture and speak about yourself.

Speaking Activity:

The students:

- draw or paste a picture of themselves.
- talk about themselves based on the given prompts.



۱ - آپ کا نام کیا ہے؟

۲ - آپ کی کیا عمر ہے؟

۳ - آپ کب پیدا ہوئے تھے؟

۴ - آپ کہاں رہتے ہیں؟

۵ - آپ کے کتنے بھائی ہیں؟

۶ - آپ کی کتنی بہنیں ہیں؟

Activity 5: Spell and read aloud.

Listening and Reading Activities:

- The Educator reads aloud repeatedly the words/phrases laying emphasis on the letters.
- The students listen and repeat several times.



کھانا پکانا



سائیکل چلانا



فٹ بال کھیلنا



کتاب پڑھنا



گانا



ناچنا



ٹی وی دیکھنا



تیرنا

Activity 6: Matching.

Reading Activity:

The students read the sentences with the help of the Educator and match the sentences with the appropriate pictures.

میری والدہ پودوں کو پانی دیتی ہیں۔

میں سمندر میں تیرتا ہوں۔

میرا بڑا بھائی فٹ بال کھیلتا ہے۔

میری چھوٹی بہن بلی کی تصویر بناتی ہے۔

میرے والد ایک گانا گاتے ہیں۔



Activity 7: Read and match the sentences.

Listening and Reading Activities:

- The Educator reads and explains the days of the week and the daily activities related to them.
- The students listen, repeat and match the sentences.

Days of the week	ہفتے کے دن
Monday	پیر
Tuesday	منگل
Wednesday	بدھ
Thursday	جمعرات
Friday	جمعہ
Saturday	سنیچر
Sunday	اتوار

- ۱۔ اتوار کو میں گھر پر آرام کرتا ہوں۔
- ۲۔ پیر کو میں فٹ بال کھیلتا ہوں۔
- ۳۔ منگل کو میں پودوں کو پانی دیتا ہوں۔
- ۴۔ بدھ کو میں برتن دھوتا ہوں۔
- ۵۔ جمعرات کو میں سبزیاں کاٹتا ہوں۔
- ۶۔ جمعہ کو میں گھر صاف کرتا ہوں۔
- ۷۔ سنیچر کو میں اپنے خاندان کے ساتھ باہر جاتا ہوں۔

Matching Activity

کالم (ب)	کالم (ا)
میں گھر صاف کرتا ہوں۔	پیر کو
میں سبزیاں کاٹتا ہوں۔	منگل کو
میں گھر پر آرام کرتا ہوں۔	بدھ کو
میں اپنے خاندان کے ساتھ باہر جاتا ہوں۔	جمعرات کو
میں برتن دھوتا ہوں۔	جمعہ کو
میں فٹ بال کھیلتا ہوں۔	سنیچر کو
میں پودوں کو پانی دیتا ہوں۔	اتوار کو

Activity 8: Read and label the body parts.

Reading Activity:

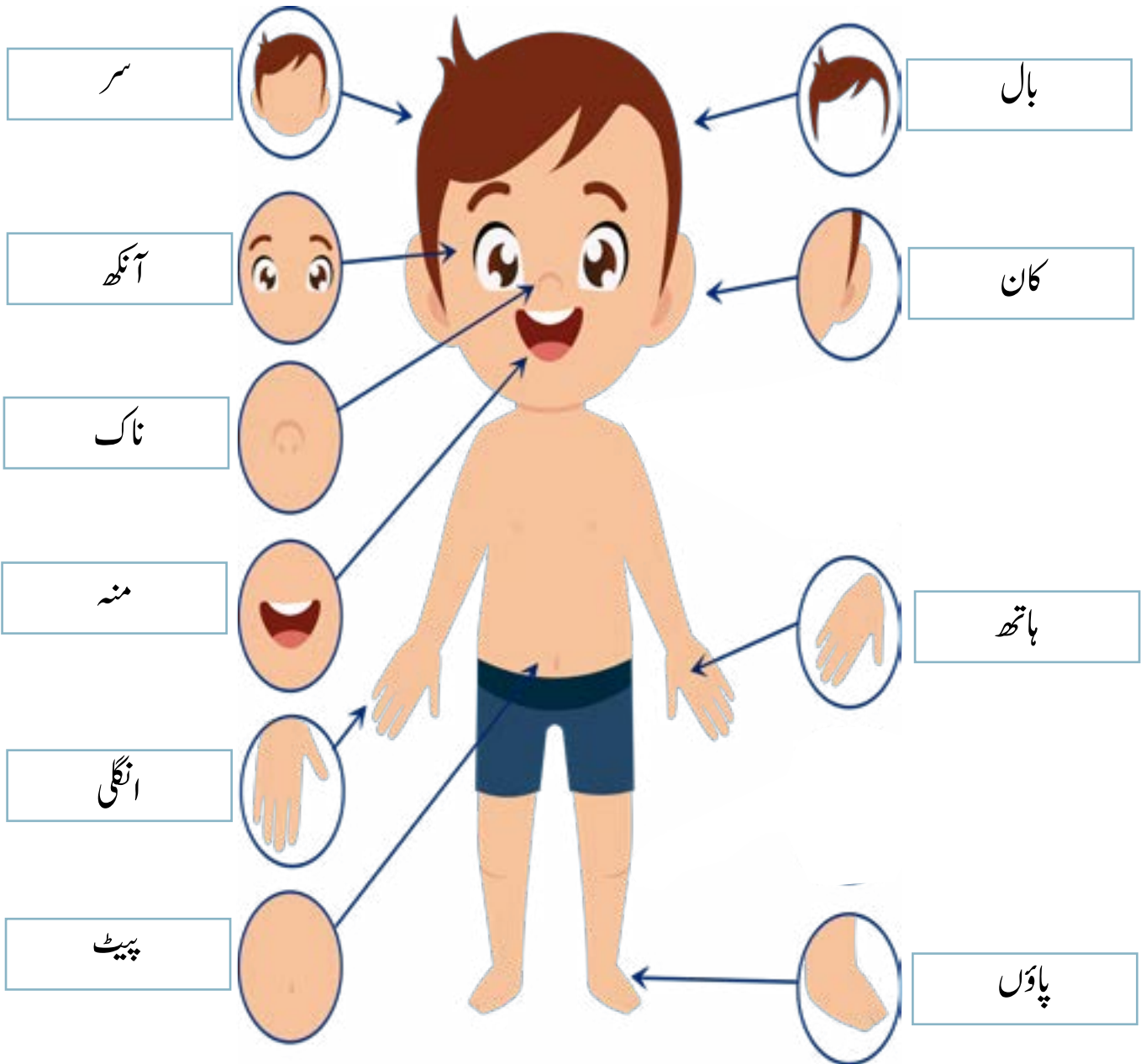
The students:

- read the words related to body parts several times with emphasis on the letters.
- cut the words related to body parts and paste them accordingly.

The Educator may access the audio-visual version of the songs through these links:

<https://www.youtube.com/watch?v=Qp-1LSKFB0s>

<https://www.youtube.com/watch?v=NslWQBHQP4>





کان



ہاتھ



سر



بال



کندھا



آنکھ



پاؤں



منہ




پیٹ



ناک



انگلی



Activity 9: Introduce yourself.

Reading and Speaking Activities:

- The Educator reads and explains the text on self-introduction to the students.
- The students repeat after the Educator and introduce themselves.

آداب۔ میرا نام ساجد / فاطمہ ہے۔ میری عمر ۱۲ سال ہے۔ میں گریڈ ۷ میں ہوں۔ میں ایک گاؤں / قصبے /
شہر میں رہتا ہوں۔ میرے بہت سے دوست ہیں۔ مجھے مطالعہ کرنا پسند ہے۔ شکر یہ۔

آداب۔ میرا نام..... ہے۔ میری عمر..... ہے۔ میں..... میں.....
ہوں۔ میں..... میں رہتا ہوں۔ میرے..... ہیں۔ مجھے.....
پسند ہے۔ شکر یہ۔

Theme 2: My Immediate Environment

My School

Activities

Activity 1: Listen and repeat.

Activity 2: Read and practise.

Activity 3: Matching.

Activity 4: Listen, read and repeat.

Activity 5: Read and spell the words.

Activity 6: Fill in the blanks.

Activity 7: Read and copy the words.

Activity 8: Rearrange the words.

Activity 9: Fill in the blanks.

Activity 10: Role Play.

Guide to Educators

Learning Outcomes

- Develop listening skills by following rhythm and repetition.
- Identify and name school-related places/objects/persons from pictures.
- Make connections between words and real-life contexts.
- Show awareness of good behaviour expected at school.

Activities

- Listen and repeat.
- Read and practise.
- Matching.
- Listen, read and repeat.
- Read and spell the words.
- Fill in the blanks.
- Read and copy the words.
- Rearrange the words.
- Read and write.
- Role Play.

Other Proposed Activities

- Rearrange letters to form words.
- Group discussion on 'My School'.
- Show and Tell: my school bag and objects.

Additional Resources

- Alphabet charts
- Flashcards with images
- Worksheets (matching, labelling, jumbled letters)
- Song
- Glue, scissors, crayons
- Pictures from magazines/newspapers

Portfolio Assessment

- Skills-based assessments.

Activity 1: Listen and repeat.

Listening and Reading Activities:


- The Educator reads the lyrics aloud.
- The students listen and repeat.

اسکول

صبح صبح تیار ہوئے اسکول گئے
ٹیچر کو دیکھا امی کو بھول گئے
ہم بچے ہیں خوابوں میں کھو جاتے ہیں
بس میں بیٹھ کے بھی اکثر سو جاتے ہیں
بیگ بھرا ہے لیکن کچھ بھی خاص نہیں
لینچ کا ڈبہ اگر ہمارے پاس نہیں
بوجھ بہت ہے نازک نازک شانوں پر
کوئی ترس کھائے ہم ننھی جانوں پر

اسنی بدر

Activity 2: Read and practise.



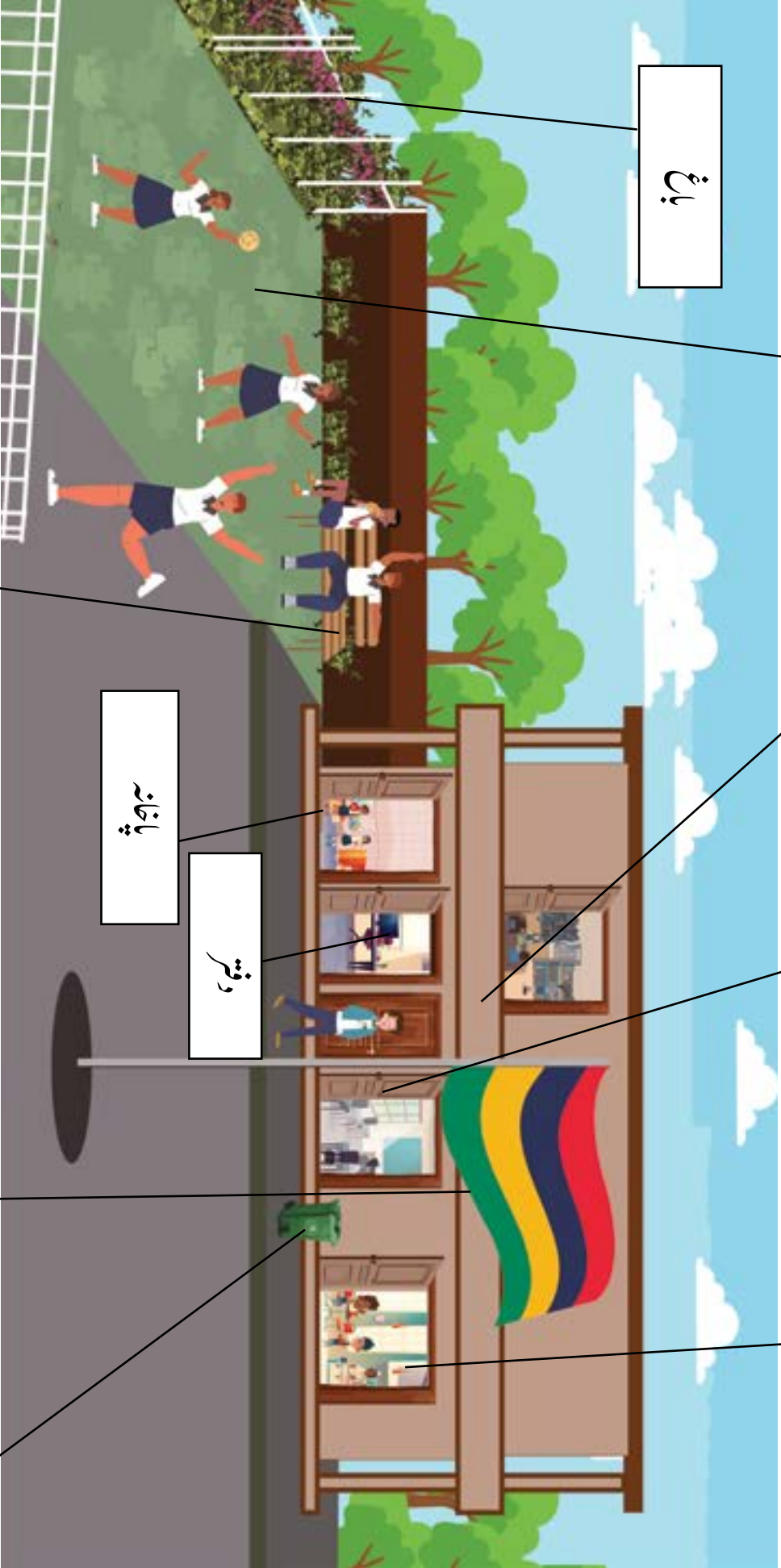
کھیل کا میدان

کتاب خانہ

جماعت

کمرپین

بنج



بنج

پاخانہ

دفتر

تھمپٹا

کوڑے دان



Activity 3: Matching.

Listening and Speaking Activities:

- The Educator takes the students for a school tour to show them the school compound.
- The students name the places and after coming back to the classroom they complete the matching exercise with the help of the Educator.



کتب خانہ



جھنڈا



بنچ



کینیٹین



کھیل کا میدان



کوڑے دان

Activity 4: Listen, read and repeat.

Reading and Listening Activities:

- The Educator reads and explains the basic rules of the school.
- The students repeat after the Educator.

۱ اسکول کی صاف وردی پہننا۔

۲ وقت پر اسکول پہنچنا۔

۳ اسکول میں سب کا احترام کرنا۔

۴ کلاس میں استاد کی بات غور سے سننا۔

۵ اپنا ہوم ورک روزانہ مکمل کرنا۔

۶ اسکول کو صاف اور ستھرا رکھنا۔

Activity 5: Read and spell the words.

Reading and Writing Activities:

The Educator:

- reads and explains the words with emphasis on the alphabets.
- helps the students to read with proper pronunciation and write the words.

۱ اس+ک+و+ل

۲ و+ر+د+ی

۳ ع+ز+ت

۴ اس+ت+ا+د

۵ اس+ت+ا+ن+ی

۶ ک+ل+ا+س

۷ ه+و+م+و+ر+ک

Activity 6: Fill in the blanks.

Listening and Writing Activities:

The Educator reads the sentences.

The students:

- fill in the blanks with the correct answer.
- read aloud the sentences.

۱ _____ ہمیں پڑھاتا ہے۔ (استاد، کھیل کا میدان)

۲ _____ میں بہت سی کتابیں ہیں۔ (استاد، کتب خانہ)

۳ ہم _____ سے کھانا خریدتے ہیں۔ (کھیل کا میدان، کینیٹین)

۴ ہم _____ پر فٹ بال کھیلتے ہیں۔ (کھیل کے میدان، جماعت)

۵ ہم _____ میں بیٹھتے ہیں۔ (کینیٹین، کلاس روم)

Activity 7: Read and copy the words.

Listening and Writing Activities:

- The Educator reads the words aloud.
- The students repeat the words and copy them three times.

-----،-----،-----

١ جماعت

-----،-----،-----

٢ كتب خانہ

-----،-----،-----

٣ استاد

-----،-----،-----

٤ صحن

-----،-----،-----

٥ ریکٹر

-----،-----،-----

٦ دوست

Activity 8: Rearrange the words.



Reading and Writing Activities:

The Educator guides the students to rearrange the words to form simple sentences and read them aloud.

۱ کو / استاد / میں / اپنے / پسند / کرتا / ہوں

۲ اسکول / ہے / وہ / جاتی

۳ بولتا / اردو / ہے / وہ

۴ ہم / ہیں / کھیلتے / فٹ بال

۵ میں / میں / جماعت / پڑھتا / تیسری / ہوں

۶ کتاب / ایک / پڑھتا / ہے / طالب علم

۷ میرا / اسکول / ہے / بڑا

Activity 9: Fill in the blanks.

Reading, Listening and Writing Activities:

The Educator reads the following sentences aloud.

The students first answer the questions orally, then fill in the blanks with the appropriate words.

(ا)

- ۱ میرا نام اسلم ہے۔
- ۲ میں صاف وردی پہنتا ہوں۔
- ۳ میں وقت پر اسکول پہنچتا ہوں۔
- ۴ میں اپنے اساتذہ کی بات سنتا ہوں۔
- ۵ میں اپنی کاپی میں لکھتا ہوں۔
- ۶ میں روٹی کھاتا ہوں اور پانی پیتا ہوں۔
- ۷ میں اسکول میں سب کی عزت کرتا ہوں۔

(ب)

- ۱ میرا _____ اسلم ہے۔
- ۲ میں صاف _____ پہنتا ہوں۔
- ۳ میں وقت پر _____ پہنچتا ہوں۔
- ۴ میں اپنے _____ کی بات سنتا ہوں۔
- ۵ میں اپنی کاپی میں _____۔
- ۶ میں _____ کھاتا ہوں اور _____ پیتا ہوں۔
- ۷ میں اسکول میں سب کی _____ کرتا ہوں۔

Activity 10: Role Play.

Listening and Speaking Activities:

The Educator:

- asks the students to work in pairs where one student acts like the teacher and the other as the student.
- encourages the students to add more ideas to the conversation.

طلباء : السلام علیکم، استاد۔

استاد : وعلیکم السلام۔ بیٹھیے۔

طلباء : شکر یہ۔

استاد : آپ سب کیسے ہیں؟

طلباء : ہم سب ٹھیک ہیں۔

استاد : آج ہم اردو پڑھیں گے۔

طلباء : کون سا سبق ہے، استاد؟

استاد : میرا اسکول۔

طلباء : جی، ہمیں ہمارا اسکول پسند ہے۔

استاد : آج ہم اسکول کی صفائی کریں گے۔

طلباء : جی، استاد !

Theme 3: Nature and Environment

Weather

Activities

Activity 1: Listen and repeat.

Activity 2: Trace the words.

Activity 3: Classify the words.

Activity 4: Matching.

Activity 5: My Weather Journal.

Activity 6: Form Words.

Activity 7: Fill in the blanks.

Activity 8: Fill in the blanks.

Activity 9: Write the appropriate words and form sentences.

Activity 10: Answer the questions.

Guide to Educators

Learning Outcomes

- Identify different types/conditions of weather patterns.
- Use basic vocabulary words related to various weather types/conditions both orally and in writing.
- Distinguish and describe the different types/conditions of weather.

Activities

- Listen and repeat the poem/song.
- Trace the words.
- Classify the words.
- Matching.
- My Weather Journal.
- Form words.
- Fill in the blanks.
- Write the appropriate words and form sentences.
- Answer the questions.

Other Proposed Activities

- Sing some simple songs.
- Crossword.
- Create artwork inspired by different types of weather (e.g poster, drawing, painting, poetry).
- Quiz and oral questions on daily weather conditions.

Additional Resources

- Use pictures, flashcards and videos to demonstrate different types of weather patterns.
- Repetitive Practice through songs and rhymes.
- Videos or audios to display the importance of different types of weather patterns.
- Short video clip on different types of weather.
- Keep a journal to record and describe daily weather observations.

Portfolio Assessment

- Skills-based assessments.

Activity 1: Listen and repeat the poem.

Listening and Reading Activities:

- The Educator recites the poem.
- The students listen carefully and repeat the poem.

سال کے موسم موسم چار
سردی گرمی خزاں بہار
سردی میں میوے کھاتے ہیں
گرمی میں روز نہاتے ہیں
خزاں میں پتے جھڑتے ہیں
بہار میں پھول کھلتے ہیں

The Educator may access the audio-visual version of the above poem through this link:

Link: <https://www.youtube.com/watch?v=84uKHy5mxg0>

Other similar resources are available through the following link/s:

Link: <https://www.youtube.com/watch?v=0MtwvZbBj8Y>

<https://www.youtube.com/watch?v=0MtwvZbBj8Y>

<https://www.youtube.com/watch?v=8bY5SKo-ZNY>













<https://www.youtube.com/watch?v=jnx10PASwgA&t=106s>

<https://www.youtube.com/watch?v=aq27joME7io>

Activity 2: Trace the words.

Listening, Reading and Writing Activities:

- The Educator shows different pictures and reads each word with emphasis on the alphabets/letters.
- The students listen, repeat and trace the words.



زمین	زمین	
سمندر	سمندر	
گرمی	گرمی	
سردی	سردی	
بادل	بادل	
آسمان	آسمان	
هوا	هوا	
چاند	چاند	
بارش	بارش	
سورج	سورج	
ستاره	ستاره	
طوفان	طوفان	

Activity 3: Classify the words.

Listening, Reading and Writing Activities:

- The Educator explains to students that some words may be classified in both boxes.
- The students classify the given words into the two boxes below.

(سورج، بارش، بادل، سردی، گرمی، طوفان، چھتری)

سردی	گرمی
	

Activity 4: Matching.

Listening and Reading Activities:

- The Educator reads and explains the sentences.
- The students repeat and match the sentences with the corresponding pictures.

Column B



Column A

۱- سورج چمک رہا ہے۔

۲- بارش ہو رہی ہے۔

۳- ہوا چل رہی ہے۔

۴- آسمان میں بادل ہیں۔

۵- دھوپ تیز ہے۔

۶- سردی ہو رہی ہے۔

Activity 5: My Weather Journal.

Reading and Writing Activities:

The Educator helps students to keep a weather journal as follows:

The students:

- identify the weather and fill in the journal daily.
- show the journal to the Educator on a weekly basis.

سال : -----	مہینہ : -----		
آج موسم کیسا ہے؟	تاریخ	دن	
آج دھوپ ہے۔	مثلاً: پیر	پہلا ہفتہ
		منگل	
		بدھ	
		جمعرات	
		جمعہ	
		پیر	دوسرا ہفتہ
		منگل	
		بدھ	
		جمعرات	
		جمعہ	
		پیر	تیسرا ہفتہ
		منگل	
		بدھ	
		جمعرات	
		جمعہ	
		پیر	چوتھا ہفتہ
		منگل	
		بدھ	
		جمعرات	
		جمعہ	






Activity 6: Form Words.

Listening, Reading and Writing Activities:

The Educator reads the letters/alphabets.

The students:

- listen and pronounce the letters/alphabets.
- rearrange the letters/alphabets to form the correct words.

	و / س / ج / ر
	م / ز / ن / ی
	د / ل / ا / ب
	س / د / م / ر / ن
	چ / د / ن / ا

Activity 7: Fill in the blanks.

Reading and Writing Activities:

The Educator:

- explains the sentences to the students.
- helps the students to fill in the blanks with the appropriate word.

The students read the complete sentences.

(سمندر , گرمی , دھوپ , ٹھنڈا , ٹوپی)



۱۔ کا موسم ہے۔



۲۔ تیز ہے۔



۳۔ سارا کے کنارے جاتی ہے۔



۴۔ اس کی ماں شربت پیتی ہیں۔



۵۔ اس کا بھائی پہنتا ہے۔

Activity 8: Fill in the blanks.

Reading and Writing Activities:

The Educator:

- explains the sentences to the students.
- helps the students to fill in the blanks with the appropriate word.

The students read the complete sentences.

(سردی , گرم , کمرے , ٹھنڈ , ہوا)



۱- کا موسم ہے۔



۲- چل رہی ہے۔



۳- سلیم کو بہت لگ رہا ہے۔



۴- سلیم اپنے میں رہتا ہے۔



۵- سلیم چائے پیتا ہے۔

Activity 9: Write the appropriate words and form sentences.

Reading and Writing Activities:

- The Educator helps the students to write three words each related to summer and winter as per Activities 7 & 8.
- The students read the words repeatedly and write simple sentences with the help of the Educator.

سردی	گرمی

- ۱
- ۲
- ۳
- ۴
- ۵
- ۶

Activity 10: Answer the questions.

Speaking and Writing Activities:

- The Educator shows the picture to the students and ask questions accordingly.
- The students observe the picture and answer the questions.



۱۔ آج موسم کیسا ہے؟

۲۔ آپ کو کون سا موسم پسند ہے؟

۳۔ آپ اس موسم میں کیا پہنتے ہیں؟

۴۔ گرمیوں میں آپ کیا کھانا / پینا پسند کرتے ہیں؟

۵۔ آپ کب سمندر کے کنارے جانا پسند کرتے ہیں؟

Theme 4: Animals and Birds

Domestic Animals

Activities

Activity 1: Listen and repeat.

Activity 2: Identify the words.

Activity 3: Cut and paste.

Activity 4: Encircle the appropriate word.

Activity 5: Write the correct alphabets.

Activity 6: Colour and describe the pictures.

Activity 7: Sentence reading.

Activity 8: Fill in the blanks.

Activity 9: Labelling.

Activity 10: Describe the picture.

Guide to Educators

Learning Outcomes

- Share personal preferences regarding animals using phrases like “I like...” or “I don’t like...”.
- Listen to short stories or descriptions about animals and answer basic questions.
- Engage in simple conversations about their favorite animals.
- Learn and use key animal vocabulary (e.g., habitat, sound).
- Practice pronunciation of animal names and associated vocabulary words (kennel, basket, river/pond, milk).

Activities

- Listen and repeat.
- Identify the words.
- Cut and paste.
- Encircle the appropriate word.
- Write the correct alphabets.
- Colour and describe the pictures
- Sentence reading.
- Fill in the blanks.
- Labelling.
- Describe the picture.

Other Proposed Activities

- Animal charades.
(acting out an animal without speaking)
- Guess animal sound game.
- Crossword.
- Speak about their pets and on animals.

Additional Resources

- Use pictures and real-life examples to aid recognition.
- Repetitive Practice through songs and rhymes.
- Videos or audios to display animal sounds.

Portfolio Assessment

- Skills-based assessments.

Activity 1: Listen and repeat.

Reading Activity:

- The Educator reads and explains the poem.
- The students listen and repeat the poem.

جانوروں کی دنیا

جنگل میں رہتے ہیں پیارے جانور
کوئی چھوٹا، کوئی بڑا، کوئی خوبصورت
شیر ہے طاقتور، ہاتھی ہے بھاری
خرگوش پھرتیلا، ہرن ہے نرمالی
پرندے چہچہاتے گھوڑے دوڑتے
بلی میاؤں، کتے بھونکتے
سب کی اپنی ہے ایک پہچان
سب مل کر بناتے ہیں یہ جہان
ہمیں چاہیے ان سے پیار کریں
ان کی حفاظت ہر بار کریں
جانور ہیں قدرت کا انمول تحفہ
ان کے بغیر ادھورا ہے ہر صفحہ

Activity 2: Identify the words.

Reading Activity:

- The Educator explains the words with emphasis on alphabets.
- The students listen and repeat the words.



گائے



مرغا



گھوڑا



کتا



مچھلی



چڑیا



بلی

Activity 3: Cut and paste.

Listening Activity:

The Educator reads the words aloud and asks the students to listen attentively.

The students:

- cut the picture of animals separately.
- paste them on the farmhouse as per the given instructions.

مرغا مچھلی گھوڑا چڑیا گائے کتا بلی

بلی کو گھر پر رکھیں۔

کتے کو کینل کے پاس رکھیں۔

گائے کو گھاس پر رکھیں۔

پرندے کو درخت پر رکھیں۔

گھوڑے کو فارم ہاؤس کے پیچھے رکھیں۔

مچھلی کو تالاب میں ڈالیں۔





Activity 4: Encircle the appropriate word.



Listening and Writing Activities:

- The Educator reads aloud the sentences.
- The students identify, encircle and write the words of the animals.

_____ ۱۔ ٹوکری میں ایک بلی ہے۔

_____ ۲۔ گائے گھاس کھاتی ہے۔

_____ ۳۔ گھوڑا دوڑتا ہے۔

_____ ۴۔ چڑیا اڑتی ہے۔

_____ ۵۔ دریا میں ایک مچھلی ہے۔

_____ ۶۔ مرغی بانگ دیتا ہے۔

Activity 5: Write the correct alphabets.

Writing Activity:

- The students write the missing alphabet/s in the given space.



گ_____ے (ل، ا)
گ، _____، ء، ے (ل، ا)



م_____ا (غ، ف)
م، ر، _____، ا (غ، ف)



مچھل_____ (ی، س)
م، پچ، ہ، ل، _____ (ی، س)



_____ھوڑا (ن، گ)
_____، ہ، و، ٹ، ا




ب_____ی (ک، ل)
ب_____ی (ک، ل)

Activity 6: Colour and describe the pictures.


Speaking Activity:

The students:


- colour the pictures as per the indicated colours.
- describe each coloured animal orally.



گائے کالی ہے۔




کتا بھورا ہے۔




مچھلی نیلی ہے۔



گھوڑا کالا ہے۔



چڑیا ہری ہے۔



مرغا لال ہے۔

Activity 7: Sentence reading.

Reading Activity:

- The Educator helps the students to read the sentences.



کتا

ایک کتا

یہ ایک کتا ہے۔

کتا کالا ہے۔

کتا بھونکتا ہے۔

مچھلی

ایک مچھلی

یہ ایک مچھلی ہے۔

مچھلی بڑی ہے۔

مچھلی نیلی ہے۔

مچھلی تالاب میں ہے۔



گائے

ایک گائے

یہ ایک گائے ہے۔

گائے سفید ہے۔

گائے گھاس کھاتی ہے۔

سفید گائے دودھ دیتی ہے۔



Activity 8: Fill in the blanks.

Writing & Reading Activities:

The students:

- fill in the blanks with the appropriate words.
- read the words related to animals.



۱۔ خوبصورت ہے۔ (مچھلی، کتا)



۲۔ بڑا ہے۔ (بلی، گھوڑا)



۳۔ یہ کالا ہے۔ (مرغا، بلی)



۴۔ یہ سفید ہے۔ (گھوڑا، گائے)



۵۔ یہ درخت پر ہے۔ (مچھلی، چڑیا)

Activity 9: Labelling.

Writing Activity:

- The students write the appropriate names of the animals in the given spaces.

(گائے، مرغ، گھوڑا، کتا، مچھلی، چڑیا، بلی)



Activity 10: Describe the picture.



Speaking Activity:

- The Educator helps the students to form sentences orally based on the picture below.



Theme 5: Music and Entertainment

Musical Instruments

Activities

Activity 1: Listen and repeat the song.

Activity 2: Identify, spell and read.

Activity 3: Cut and paste.

Activity 4: Spell and trace the words.

Activity 5: Read and copy the words.

Activity 6: Matching.

Activity 7: Word decoding.

Activity 8: Word formation.

Activity 9: Choose the correct syllable.

Activity 10: Fill in the blanks.

Activity 11: Encircle and write the word.

Activity 12: Tick the correct word.

Activity 13: Write the correct word.

Activity 14: Dot-to-dot drawing and colouring.

Activity 15: Word Search Puzzle.

Activity 16: Picture description and oral questions.

Guide to Educators

Learning Outcomes

- Recognize different musical instruments (Flute / Sitar / Tabla / Guitar / Piano and Harmonium).
- Understand the basic words related to music and entertainment.
- Use simple sentences with correct pronunciation and intonation.

Additional Resources

- Use pictures, flashcards and videos to illustrate each musical instrument.
- Create a visual chart and vocabulary words to display in the classroom.

Activities

- Listen and repeat.
- Identify, spell and read.
- Cut and paste.
- Spell and trace the words.
- Read and copy the words.
- Matching.
- Word decoding.
- Word formation.
- Choose the correct alphabets.
- Fill in the blanks.
- Choose and write the correct word.
- Tick the correct words.
- Write the correct word.
- Dot to dot drawing and colouring.
- Word search puzzle.
- Picture description and oral questions.

Portfolio Assessment

- Skills-based assessments.

Activity 1: Listen and repeat.

Listening and Singing Activities:

- The Educator reads the lyrics aloud.
- The Educator plays the song.
- The students listen and repeat the song.
- The Educator introduces the following action verbs:

- To sing- گانا
- To dance- ناچنا

گانا

جب تم خوش ہو تو بجاؤ تالیاں

جب تم خوش ہو تو بتاؤ، ساری دنیا کو دکھاؤ

جب تم خوش ہو تو بجاؤ تالیاں

جب تم خوش ہو تو پھر بولو ہا ہو ہا

جب تم خوش ہو تو بتاؤ، ساری دنیا کو دکھاؤ

جب تم خوش ہو تو پھر بولو ہا ہو ہا

The Educator may access the audio-visual version of the above song through this link:

<https://www.youtube.com/watch?v=OAOPs5wmbZk>

Activity 2: Identify, spell and read aloud.

Reading and Speaking Activities:

- The Educator reads the words aloud.
- The students identify the words through pictures.
- The students spell and read aloud the name of each musical instrument.



بانسری



ستار



طبلہ



گٹار



پیانو



ہارمونیم

Activity 3: Cut and paste.




Reading and Hands-on Activities:

- The students study the table below under the guidance of the Educator.
- The students cut the pictures of the musical instruments and paste them to the corresponding numbers on the clock.

اعداد (Numbers)	موسیقی آلات (Musical instruments)
6	بانسری
2	ستار
10	ہارمونیم
4	طبلہ
8	پیانو
12	گٹار





Activity 4: Spell and trace the words.

Reading and Writing Activities:

- The Educator spells the words aloud.
- The students read and trace the words.

بانسری بانسری بانسری بانسری بانسری بانسری

ستار ستار ستار ستار ستار ستار ستار ستار ستار ستار

طبله طبله طبله طبله طبله طبله طبله طبله طبله طبله

گٹار گٹار گٹار گٹار گٹار گٹار گٹار گٹار گٹار گٹار

پیانو پیانو پیانو پیانو پیانو پیانو پیانو پیانو پیانو پیانو

ہارمونیم ہارمونیم ہارمونیم ہارمونیم ہارمونیم ہارمونیم

Activity 5: Read and copy the words.



Reading and Writing Activities:

- The Educator reads the words aloud.
- The students read and copy the words five times.

..... بانسری

..... ستار

..... طبلہ

..... گٹار

..... پیانو

..... ہارمونیم

Activity 6: Matching.

Reading Activity:

The students:

- match the words with the correct pictures.
- read aloud the name of each musical instrument repeatedly under the guidance of the Educator.

پیانو

گٹار

بانسری

ہارمونیم

ستار

ٹبلہ



Activity 7: Word decoding.



Reading and Writing Activities:

The students:

- look at the pictures and read the words aloud under the guidance of the Educator.
- decode the given words and write the letters.



-----+-----+-----+-----+-----+-----

بانسری



-----+-----+-----+-----

ستار



-----+-----+-----+-----

طبلہ



-----+-----+-----+-----

گٹار



-----+-----+-----+-----+-----

پیانو



-----+-----+-----+-----+-----+-----+-----+-----+-----

ہارمونیم

Activity 8: Jumbled letters.

Reading and Writing Activities:

The students:

- pronounce the letters.
- rearrange the letters and write the correct word for each picture.
- read the words aloud.



ل ب ه ط



و ا پ ن ی



ا ن م ه ر م ی و



ت ر س ا



س ب ی ا ر ن



ر گ ا ٹ

Activity 9: Choose the correct syllable.



Reading and Writing Activities:

The students:

- choose the correct syllable from the brackets and fill in the blanks.
- read the words aloud under the guidance of the Educator.

(ک، گ)

ٹار _____

(ب، ث)

ط_____ لہ

(مو، بو)

ہار_____ نیم

(ت، پ)

یا نو _____

(ڈ، ر)

ستا_____

(با، تا)

نسری _____

Activity 10: Fill in the blanks.

Reading and Writing Activities.

- The students look at the pictures and write the missing syllables in the blank space.



پیا ---



لہ ---



گٹا ---



با --- ی



مو نی م ---



ر ---

Activity 11: Encircle the word.

Reading and Writing Activities:

- The Educator reads each sentence aloud.
- The students repeat the sentences.
- The students encircle the correct word from the brackets and write it in the blank space.

_____ ہے۔ (شٹار - ستار)

یہ دادا کا

_____ ہے۔ (ہارٹمنیم - ہارمونیم)

یہ چچا کا

_____ ہے۔ (پیانو - پیانو)

یہ خالو کا

_____ ہے۔ (بانسری - باسری)

یہ ماموں کی

_____ ہے۔ (گٹار - گیتار)

یہ پھوپھا کا

_____ ہے۔ (تہلا - تہلہ)

یہ نانا کا

Activity 12: Tick the correct word.

Reading and Writing Activities:

- The students tick the correct word corresponding to the picture and read aloud the word repeatedly.



طبلہ

ستار

گٹار



پیانو

گٹار

طبلہ



ہارمونیم

پیانو

بانسری



گٹار

ہارمونیم

ستار



ستار

بانسری

ہارمونیم



بانسری

طبلہ

پیانو

Activity 13: Write the correct word.



Reading and Writing Activities:

The students:

- write the correct words that correspond to the pictures.
- read aloud the sentences.



یہ میرا _____ ہے۔



یہ تیرا _____ ہے۔



یہ اس کا _____ ہے۔



یہ ہمارا _____ ہے۔



یہ تمہارا _____ ہے۔



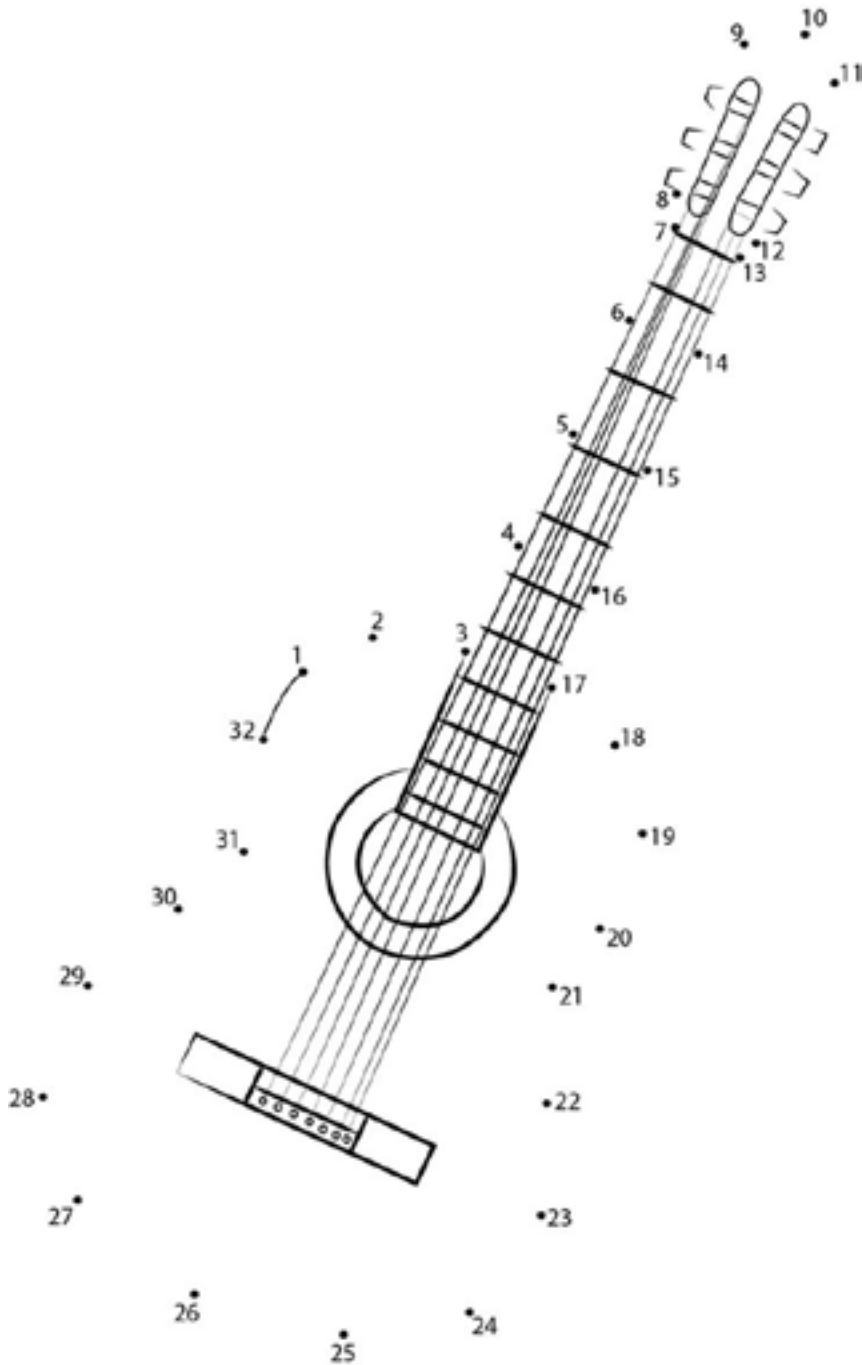
یہ ان کی _____ ہے۔

Activity 14: Dot-to-dot drawing and colouring.

Writing and Speaking Activities:

The students:

- join the dots and colour the picture.
- write the name of the musical instrument.
- form sentences orally.



Activity 15: Word Search Puzzle.

Reading and Writing Activities:

- The Educator reads the given words aloud and the students repeat.
- The students find the listed words hidden within the grid; the words can be found horizontally, vertically or diagonally.

ہارمونیم پیانو گٹار طبلہ ستار بانسری

ق	ع	و	ر	ت	ج	د	ن	ا	ب
ش	ا	گ	س	خ	ت	ط	ہ	ی	ڑ
غ	ض	ت	ی	ر	س	ن	ا	ب	ح
ہ	ا	ص	ھ	پ	ھ	ڈ	ر	چ	ٹ
ر	ن	و	ی	ج	ش	ظ	م	ک	ے
پ	م	ا	ر	ب	ط	ی	و	ا	ہ
ٹ	ن	ذ	ھ	ا	ب	ر	ن	ٹ	ڈ
و	خ	ف	گ	و	ل	ب	ی	ح	ل
ز	د	ک	ڑ	ی	ہ	س	م	ٹ	ق
س	ض	ر	ا	ٹ	گ	ص	غ	و	ھ

Activity 16: Picture description and oral questions.



Activity 16: Picture description and oral questions.

Listening and Speaking Activities:

The Educator:

- guides the students to observe the given picture.
- uses prompts to help the students to describe the picture.

(سوالات)

تصویر میں کیا دیکھ سکتے ہیں؟

سازوں کے نام بتائیے؟

آپ کو کون سا گانا پسند ہے؟

آپ کس گانے پر ناچنا پسند کرتے ہیں؟

آپ کا پسندیدہ ساز کون سا ہے؟

آپ اسے بجا سکتے ہیں؟

اگر ہاں، آپ نے اسے کب بجایا؟

Theme 6: Celebrations and Festivals

Birthday Celebration

Activities

Activity 1: Listen and repeat.

Activity 2: Identify the words through pictures.

Activity 3: Cut and paste.

Activity 4: Spell and practise.

Activity 5: Rearrange the alphabets/letters.

Activity 6: Matching

Activity 7: Trace the words.

Activity 8: Cut and play.

Activity 9: Fill in the blanks

Activity 10: Read and answer the questions.

Activity 11: Design a birthday invitation card.

Activity 12: Fill in the blanks and match.

Activity 13: Learn the numerals.

Activity 14: Read the birthday-related terms.

Guide to Educators

Learning Outcomes

- Recognise basic words related to birthday (e.g. cake, candle, balloons, decorations, gifts, etc).
- Practise pronunciation of vocabulary words.
- Express birthday wishes
- Speak about birthday celebrations using simple sentences.
- Describe a birthday celebration using simple sentences (date, venue, time, invitees, birthday party).
- Read a birthday card with understanding
- Create a birthday card (including birthday wish).

Activities

- Listen and repeat.
- Identify the words through pictures.
- Cut and paste.
- Spell and practise.
- Rearrange the alphabets/letters.
- Matching.
- Trace the words.
- Cut and play.
- Fill in the blanks.
- Read and answer the questions.
- Design a birthday invitation card.
- Fill in the blanks and match.
- Learn the numerals.
- Read the birthday-related terms.

Additional Resources

- Pictures and real-life examples to aid recognition.
- Birthday songs and simple stories
- Videos or audios related to birthday celebration.

Portfolio Assessment

- Skills-based assessments.

Activity 1: Sing the birthday song.

Listening and Singing Activities:

- The Educator reads and explains the song.
- The students listen to the song and sing under the guidance of the Educator.

غبارے پھول اور مٹھائی
ناچو سب مل کے بھائی
آج کا دن ہے خاص
سب کے چہرے پہ ہے پیار کی برسات
کیک کاٹ لو جلدی سے
دل سے ہم دعا دیں تمہیں
ساتھ مل کے منائیں یہ دن
ناچو گاؤ زندگی بھر رہے مسکان

Activity 2: Identify the words through pictures.

Listening and Speaking Activities:

Under the guidance of the Educator, the students:

- listen to the words and repeat them with correct pronunciation.
- listen to the explanation and understand its meaning.
- learn to identify the words with their corresponding pictures.



ساگره



كك



غبارے



موم بتی



مہمان



تحفہ



پھول



دعائیں



نیک خواہشات



چاقو

Activity 3: Cut and paste.

Reading and Hands-on Activities:

Under the guidance of the Educator, the students:

- cut the words and paste them on this page as instructed.
- learn to identify words with their corresponding images.

The image shows a birthday party with children, a cake, balloons, and gifts. Arrows point from empty boxes to various elements in the image:

- Top-left box points to a bouquet of flowers.
- Top-right box points to a red balloon.
- Middle-left box points to a girl wearing a blue party hat.
- Middle-right box points to a boy wearing a green party hat.
- Bottom-left box points to a birthday cake with lit candles.
- Bottom-right box points to a pink gift box.
- Bottom-center box points to a knife on the table.



موم بتی



تحفہ



غبارے



مہمان / دوست



کیک



چاقو



پھول

Activity 4: Spell and practise.

Reading Activity:

- The Educator spells and reads the words aloud.
- The students repeat after the Educator.

ک+ی+ک = کیک

س+ا+ل+گ+ر+ه = ساگره

غ+ب+ا+ر+ا = غبارا

م+و+م+ب+ت+ی = مومبتی

ت+ح+ف+ه = تحفه

م+ه+م+ا+ن = مہمان
د+و+س+ت = دوست

پ+ھ+و+ل = پھول

ن+ی+ک = نیک خواہشات
خ+و+ا+ہ+ش+ا+ت

ب+چ+ا+ق+و = چاقو

د+ع+ا+ء+ی+ن = دعائیں

Activity 5: Rearrange the alphabets/letters.

Reading and Writing activities:

Under the guidance of the Educator, the students:

- rearrange the alphabets/letters to form the words corresponding to the pictures.
- write and read the words repeatedly.



س ا گ ر
ه ل

.....



ح ف ه ت

.....




ه م ا ن م

.....



م و ت ی م ب

.....



غ ا ر ب

.....

Activity 6: Matching.

Reading Activity:

Under the guidance of the Educator, the students:

- look at the pictures and read the sentences.
- match the pictures to the appropriate sentences.



کیک بڑا ہے۔



میز پر ایک تحفہ ہے۔



غبارا لال ہے۔



پھول خوبصورت ہیں۔



مہمان گانا گا رہا ہے۔

Activity 7: Trace the words.

Writing Activity:

Under the guidance of the Educator, the students trace the words.



ساگره مبارک

ساگره مبارک

Activity 8: Cut and play.

Reading Activity:

- The Educator explains the Memory Game to the students and guide them through the process.

Instructions / Rules of the Memory Game:

Cut out the set of 10 cards: pictures(5) and phrases(5).

1. Shuffle the cards and place them face down on the table.
2. The first player turns over two cards.
3. If the picture matches the phrase, the player keeps them and gets another turn.
4. If they do not match, the cards are turned back over, and it becomes the next player's turn.
5. The player with the most matched pairs at the end wins.



ساگره کا بڑا کیک

لال غبارا

نیلا پھول

چھوٹا تحفہ

پیلا موم بتی

Activity 9: Fill in the blanks with the missing alphabets.

Writing and Reading Activities:

Under the guidance of the Educator, the students:

- choose and write the missing alphabets given in brackets to complete the word.
- read the words aloud repeatedly.

مو—بتی [م—و]

غبا—ا [س—ر]

مہما — [ن—ت]

— ذہبی تقریب [م—و]

سا—گرہ [م—ل]

پ—ول [ح—ھ]

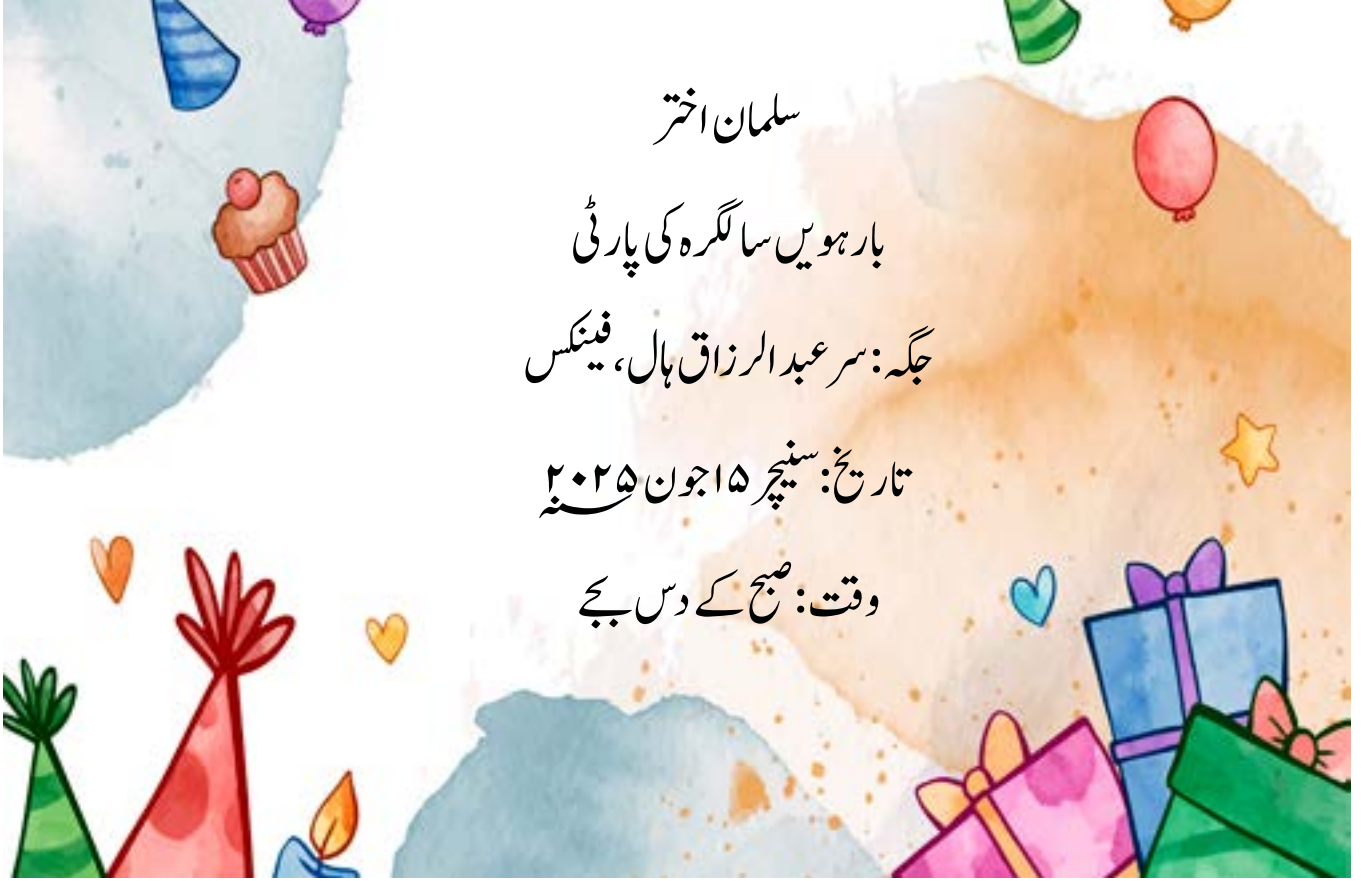
چا—و [ق—پ]

دعا—یں [ء—ی]

Activity 10: Read and answer the questions orally.

Reading and Speaking Activities:

- The Educator reads the Birthday invitation card and explains it to the students.
- The Educator asks questions to the students.



کس کی سالگرہ ہے؟

وہ کتنے سال کا ہوگا؟

وہ کہاں پر اپنی سالگرہ منا رہا ہے؟

اس کی سالگرہ کب ہے؟

سالگرہ کتنے بجے منائی جائے گی؟

Activity 11: Design a birthday invitation card.

Writing Activities:

- The Educator encourages the students to talk about their birthday.
- The students make a birthday invitation card.

کس کی سالگرہ ہے؟
اس کی عمر کتنی ہوگی؟
سالگرہ کب منائی جائے گی؟
سالگرہ کی پارٹی کہاں منائی جائے گی؟
کس وقت سالگرہ منائی جائے گی؟

Draw a birthday card.

Activity 12: Fill in the blanks and match.

Listening and Speaking Activities:

Under the guidance of the Educator, the students:

- listen to and repeat the names of colours.
- identify the colours in the pictures and fill in the blanks accordingly.
- match the sentences to the appropriate pictures.


Names	Colour Chart
لال	
نیلا	
پیلا	

Names	Colour Chart
ہرا	
سفید	
کالا	

غبارا ----- ہے۔



گٹار ----- ہے۔



پھول ----- ہے۔



موم بتی ----- ہے۔



سمندر ----- ہے۔



Activity 13: Learn the numerals.

Listening, Speaking and Writing Activities:

Under the guidance of the Educator, the students:

- listen to and repeat the numerals.
- rewrite the numerals in figures and words.
- copy the words in Urdu.

Copy the numbers in words	Target L (Word)	Rewrite the figures	Target L (Number)	Number
	ایک		۱	1
	دو		۲	2
	تین		۳	3
	چار		۴	4
	پانچ		۵	5
	چھ		۶	6
	سات		۷	7
	آٹھ		۸	8
	نو		۹	9
	دس		۱۰	10
	گیارہ		۱۱	11
	بارہ		۱۲	12
	تیرہ		۱۳	13
	چودہ		۱۴	14
	پندرہ		۱۵	15

Activity 14: Read the birthday-related terms.

Listening and Reading Activities:

Under the guidance of the Educator, the students:

- listen and read birthday-related terms with understanding.
- cultivate a positive attitude toward birthday celebration traditions.



بريانی کھانا



کیک کاٹنا



ہال کو سجانا



تالی بجانا



تحفے ملنا

Theme 7: Ethics and Values

Basic Ethics

Activities

Activity 1: Listen and repeat.

Activity 2: Listen and read the words.

Activity 3: Read the sentences.

Activity 4: Choose the correct words and fill in the blanks.

Activity 5: Matching.

Activity 6: Trace the words.

Activity 7: Encircle the correct icon.

Activity 8: Choose the correct answer.

Activity 9: Categorise the behaviours.

Activity 10: Cut and paste.

Guide to Educators

Learning Outcomes

- Recognise words related to basic ethics.
- Read and comprehend simple sentences related to good habits.
- Recognise ethical behaviour in real-life and illustrated scenarios.
- Apply basic ethics in written and spoken forms.

Activities

- Listen and repeat.
- Listen and read the words.
- Read the sentences.
- Choose the correct words and fill in the blanks.
- Matching.
- Trace the words.
- Encircle the correct icon.
- Choose the correct answer.
- Categorise the behaviours.
- Cut and paste.

Other Proposed Activities

- Value Circle: Each student says one value word and shares a small example.
- Dramatize a morning routine/role play.
- Class Mural: Students draw/colour examples of values to create a Values Wall.

Additional Resources

- Flashcards with images.
- Worksheets (matching, labelling, jumbled words).
- Song audio.

Portfolio Assessment

- Skills-Based Assessments

Activity 1: Listen and repeat.

Listening and Reading Activities:

- The Educator reads the lyrics aloud.
- The students listen and repeat.

اچھے اخلاق

اچھے اخلاق ہیں دین کی شان
یہی ہیں انسان کی پہچان

بڑوں کی عزت کرو پیار دو چھوٹوں کو
دھوکا نہ دو کبھی، رکھو دل صاف و روشن

جھوٹ سے بچو، سچ کاراستہ پکڑو
معافی مانگو، دل میں محبت جگاؤ

سب کی مدد کرو، خوشیاں بانٹو
یہی ہے دین کا اصل پیغام

Activity 2: Listen and read the words.

Listening, Reading and Writing Activities:

The Educator:

- introduces and explains the meaning of the words.
- reads the words and the students repeat each word aloud.

The students identify, write and read again the words.

آداب

مسکراانا

سنا

شکر یہ کہنا

عزت دینا

معاف کرنا

معافی مانگنا

مدد کرنا

بانٹنا

فرماں برداری کرنا

Activity 3: Read the sentences.

Listening and Reading Activities:

- The Educator reads and explains the sentences.
- The students listen attentively and repeat them.

میں صبح سویرے جاگتا / جاگتی ہوں۔

میں اپنا بستر درست کرتا / کرتی ہوں۔

میں اپنے گھر والوں کو سلام کہتا / کہتی ہوں۔

میں اپنے دانت صاف کرتا / کرتی ہوں۔

میں نہاتا / نہاتی ہوں۔

میں صاف کپڑے پہنتا / پہنتی ہوں۔

میں نماز پڑھتا / پڑھتی ہوں۔

میں ناشتہ کرتا / کرتی ہوں۔

میں وقت پر اسکول پہنچتا / پہنچتی ہوں۔

میں اپنے اساتذہ اور دوستوں کو سلام کرتا / کرتی ہوں۔

Activity 4: Choose the correct words and fill in the blanks.

Reading and Writing Activities:

- The students read the sentences with understanding and choose the correct words to fill in the blanks.
- The Educator guides the students to read the complete sentences aloud.

میری صبح

بستر - نہاتا / نہاتی - نماز - سویرے - گھر والوں صاف - اسکول کے کپڑے - سلام - دانت
استاد - سلام - ناشتہ - منہ - صاف کرتا / کرتی ہوں

میں صبح ___ جاگتا / جاگتی ہوں۔

میں اپنا ___ بناتا / بناتی ہوں۔

میں اپنے ___ کو ___ کہتا / کہتی ہوں۔

میں اپنے ___ کو ___ کرتا / کرتی ہوں۔

میں ___ پڑھتا / پڑھتی ہوں۔

میں اپنے ___ پہنتا / پہنتی ہوں۔

میں ___ کرتا / کرتی ہوں اور اپنا ___ صاف کرتا / کرتی ہوں۔

میں وقت پر اسکول پہنچتا / پہنچتی ہوں۔

Activity 5: Matching.

Listening and Reading Activities:

- The Educator reads and explains the different words.
- The students read the words aloud and match them to the corresponding pictures.



مدد کرنا



عزت دینا



باشٹنا



ذمہ دار ہونا



رحم دلی / مہربانی

Activity 6: Trace the words.

Writing and Reading Activities:

- The Educator explains each word.
- The students trace the words and read them aloud.

مهربانی

مهربانی

مهربانی

ایمانداری

ایمانداری

ایمانداری

بانٹنا

بانٹنا

بانٹنا

دوستی

دوستی

دوستی

محنت

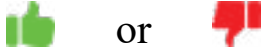
محنت

محنت

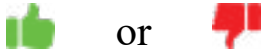
Activity 7: Encircle the correct icon.

Listening and Reading Activities:

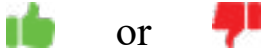
- The Educator reads the sentences and asks the students to encircle the correct icon.



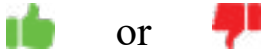
میں کھانے سے پہلے اپنے ہاتھ دھوتا / دھوتی ہوں۔



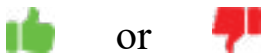
میں اپنے دوست کا قلم پوچھے بغیر لے لیتا / لے لیتی ہوں۔



میں کمرے سے نکلتے ہوئے بتی بند کر دیتا / کر دیتی ہوں۔



میں منہ ڈھانپے بغیر کھانستا / کھانستی ہوں۔



میں کچرا کو کوڑے دان میں پھینکتا / پھینکتی ہوں۔

Activity 8: Choose the correct answer.

Listening and Reading Activities:

- The Educator reads the sentences and the options.
- The students listen carefully and encircle the correct answer.

۱۔ آپ کا دوست اپنی کتابیں گرا دیتا ہے۔ آپ کیا کریں گے؟

(ا) ہنسنا

(ب) مدد کرنا

(ج) بھاگ جانا

۲۔ آپ ایک نئے طالب علم کو دوپہر کے کھانے میں اکیلا بیٹھا دیکھتے ہیں۔ آپ کیا کریں گے؟

(ا) نظر انداز کرنا

(ب) ہنسنا

(ج) دعوت دینا

۳۔ آپ کا چھوٹا بھائی آپ کے کھلونے سے کھیلنا چاہتا ہے۔ آپ کیا کریں گے؟

(ا) چیخنا

(ب) ساتھ کھیلنا

(ج) کھلونا چھپانا

۴۔ آپ کے ہم جماعت اپنا کھانا بھول گئے۔ آپ کیا کریں گے؟

(ا) بانٹنا

(ب) چھیڑنا

(ج) اکیلے کھانا

۵۔ آپ کسی کو کچرا پھینکتے ہوئے دیکھتے ہیں۔ آپ کیا کریں گے؟

(ا) کچھ نہ کہنا

(ب) کچرا اٹھانا

(ج) اسے سمجھانا

Activity 9: Categorise the behaviours.

Reading and Writing Activities:

The Educator reads aloud the list of words.

The students sort the words in two columns: Good Behaviour and Bad Behaviour.

ایماندار ہونا, چوری کرنا, معافی مانگنا, عزت دینا, چھیڑنا, بانٹنا, چیخنا, جھوٹ بولنا, مدد کرنا,
گالی دینا, شکریہ کہنا, ادب کرنا, لڑائی کرنا, ظلم کرنا, دھوکہ دینا, خیال رکھنا

<input checked="" type="checkbox"/> Good Behaviour / اچھا سلوک	<input type="checkbox"/> Bad Behaviour / برا سلوک



Activity 10: Cut and paste.

Reading and Speaking Activities:

The Educator reads and explains the words.

The students:

- read, cut and paste the words beside the appropriate pictures.
- describe the picture orally with the help of the Educator.





درخت لگانا



پانی کا صحیح استعمال کریں۔



کچرا اٹھانا



جلی بچانا



بلند آواز میں موسیقی نہ سنیں

Vocabulary words:

سردی	Cold
سورج	Sun
چاند	Moon
آسمان	Sky
بجلی	Lightning
قوس قزح	Rainbow

Theme 4: Animals and Birds – Domestic Animals

Urdu	English
بلی	Cat
کتا	Dog
گائے	Cow
بکری	Goat
گھوڑا	Horse
اونٹ	Camel
گدھا	Donkey
مرغی	Hen
بٹخ	Duck
خرگوش	Rabbit
چوزہ	Chick
تیل	Ox
طوطا	Parrot
کبوتر	Pigeon

Theme 1: Me – Know Myself

Urdu	English
میں	Me
میرا	My
نام	Name
عمر	Age
بچہ	Child
لڑکا	Boy
لڑکی	Girl
آنکھ	Eye
کان	Ear
ہاتھ	Hand
پاؤں	Foot
منہ	Mouth
ناک	Nose
دل	Heart

Theme 2: My Immediate Environment – My School

Urdu	English
اسکول	School
استاد	Teacher
طالب علم	Student
کتاب	Book
قلم	Pen
پینسل	Pencil
بستہ	School Bag
تختہ	Board
کرسی	Chair
میز	Table
جماعت	Class
سبق	Lesson
کاپی	Notebook
گھنٹی	Bell

Theme 3: Nature and Environment – Weather

Urdu	English
موسم	Weather
بارش	Rain
بادل	Cloud
دھوپ	Sunshine
ہوا	Wind
طوفان	Storm
گرمی	Heat

صفائی	Cleanliness	
مدد	Help	
صبر	Patience	
شکر	Gratitude	
رحم	Kindness	
انصاف	Fairness	
ذمہ داری	Responsibility	
اچھائی	Goodness	
احترام	Respect	

Theme 5: Music and Entertainment – Musical Instruments

Urdu	English	
موسیقی	Music	
گٹار	Guitar	
طبلہ	Tabla	
بانسری	Flute	
پیانو	Piano	
وائلن	Violin	
ستار	Sitar	
ہارمونیم	Harmonium	
گانا	Song	
ساز	Instrument	
اسٹیج	Stage	

Theme 6: Celebrations and Festivals – Birthday Celebration

Urdu	English	
سالگرہ	Birthday	
کیک	Cake	
موم بتی	Candle	
تحفہ	Gift	
دوست	Friend	
دعوت	Party	
خوشی	Happiness	
پھول	Flower	
غبارہ	Balloon	
گانا	Song	
تصویر	Picture	
جشن	Celebration	
مہمان	Guest	
مبارک	Congratulations	
کھیل	Game	

Theme 7: Ethics and Values – Basic Ethics

Urdu	English	
-----	-----	
ادب	Respect	
سچ	Truth	
ایمانداری	Honesty	
محبت	Love	
دوستی	Friendship	

ISBN 978-99993-986-5-7